

Engineering Change Notice

Part No. <u>1029; 108</u>	ECN No. <u>20-047</u>
Part Name <u>BATTERY HOLDER</u>	Date <u>5.19.20</u>
Rev. <u>C</u>	ECR No. <u>—</u>

Description of Change: Drawing Attached
DISTANCE BETWEEN TOP EDGE OF CONTACT AND TOP EDGE OF BASE CHANGED FROM .020 [0.50] TO .005 [0.13] MIN.

Solution: Tooling Change Required
REVISE C+M

Disposition of Parts:
U.A.I.

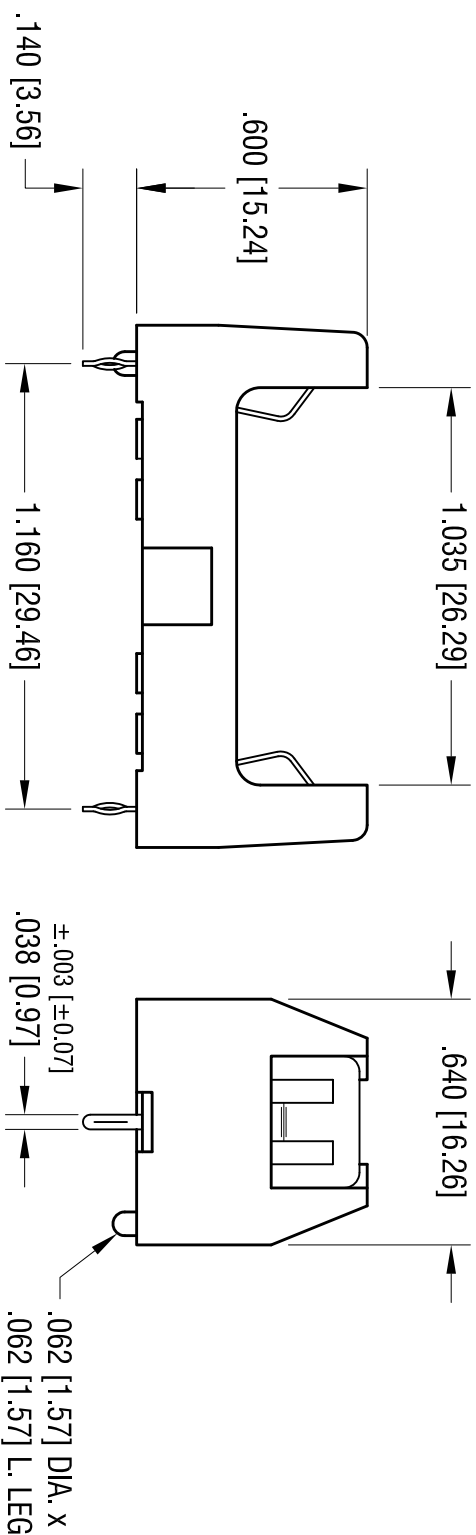
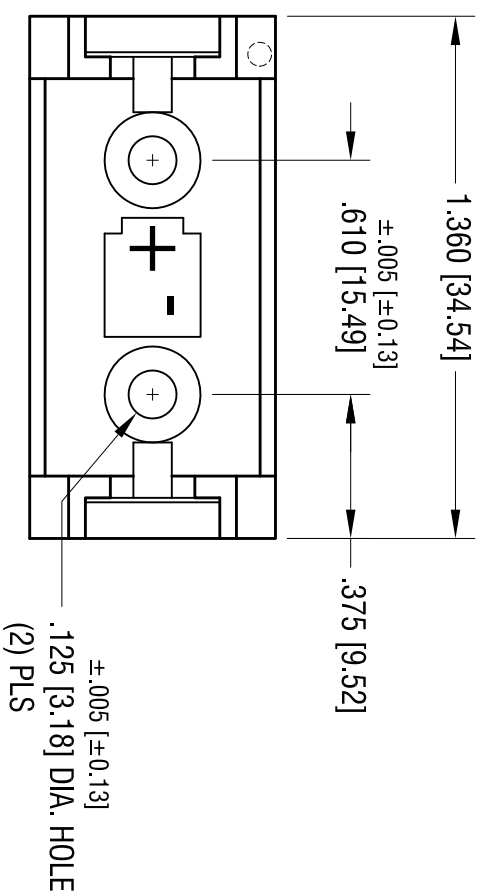

Signed LN Date 5.19.20

Required Distribution:
 Engineering Quality Control Purchasing Manufacturing/Supplier

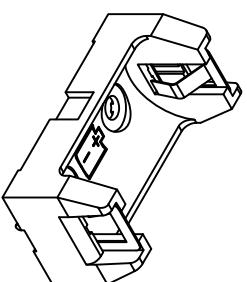
Chief Engineer: _____ **Remarks:** _____
Signed LN Date 5.19.20

Document Control: Change Incorporated Rev. D Signed NATASHA T. Date 5.19.20

DATE	DESCRIPTION	REV.
9.30.96	REDRAWN	B
6.25.10	CHANGE AS PER ECN 10-48	C
5.19.20	CHANGE AS PER ECN20-047	D



- NOTE:
1. BASE:
MAT'L: BLACK VALOX, UL 94V-0.
2. CONTACT:
MAT'L: .012 [0.30] THK STAINLESS STEEL.
FINISH: TIN NICKEL PLATE.



THIS DOCUMENT IS THE PROPERTY OF KEYSTONE ELECTRONICS CORP. AND SHALL NOT BE REPRODUCED, DISTRIBUTED OR USED AS A BASIS FOR MANUFACTURE WITHOUT PRIOR WRITTEN PERMISSION FROM KEYSTONE ELECTRONICS CORP.

KEYSTONE ELECTRONICS CORP.

www.keystone.com • NEW HYDE PARK, NY 11040 • Tel (516) 328-7500

PART NAME

PC BATTERY HOLDER, 1/2 AA

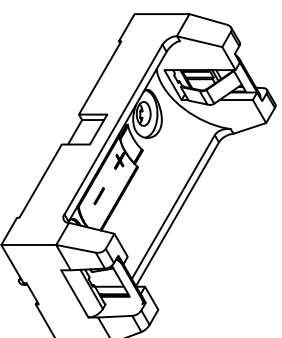
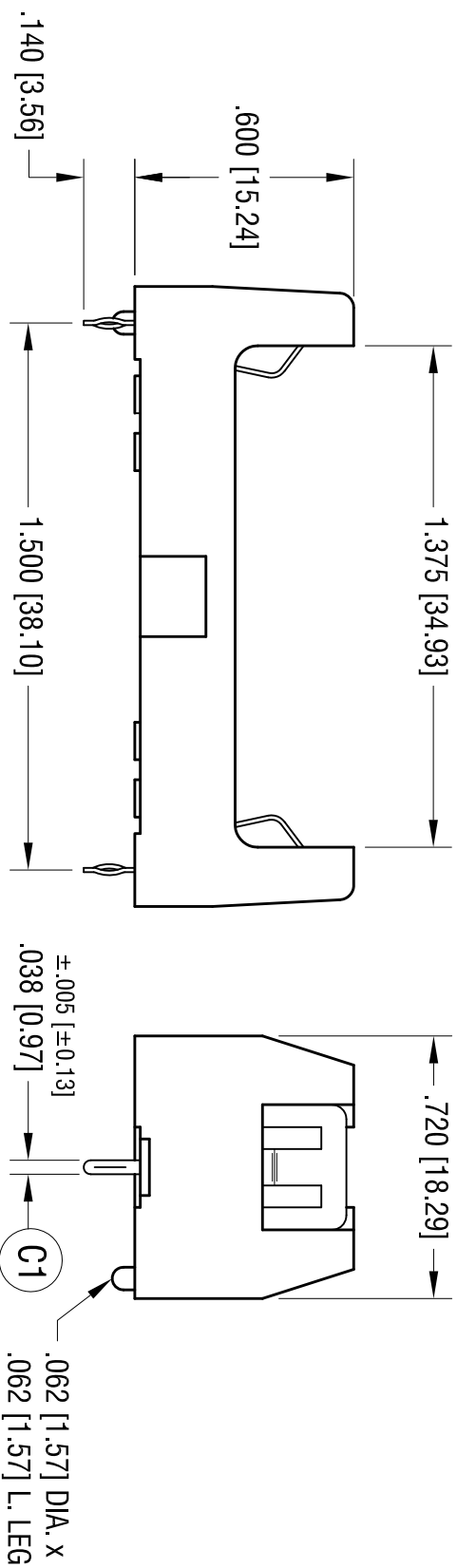
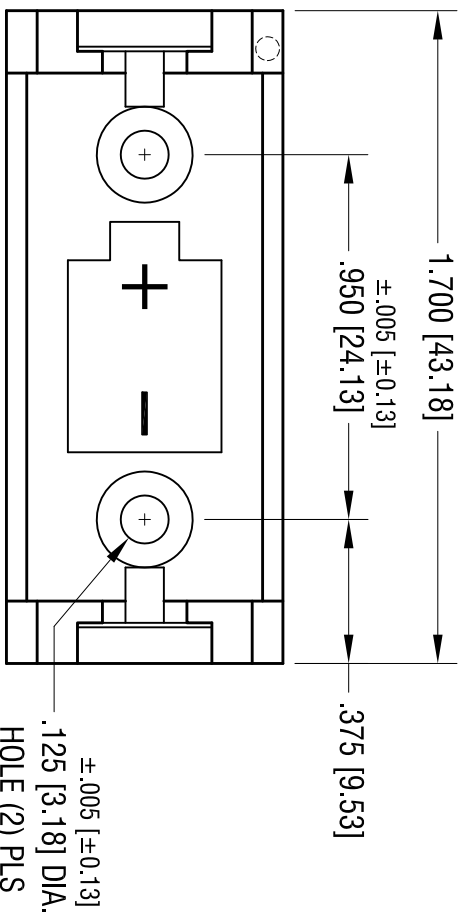
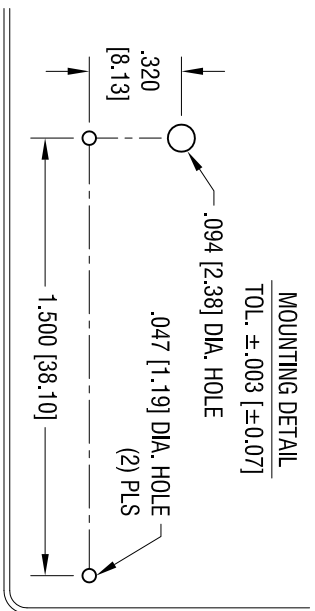
MATERIAL

AS NOTED

FINISH

AS NOTED

TOLERANCES	INCH	[MM]	CODE	DRN BY	DATE
DECIMAL	$\pm .010$	[± 0.25]	C	BOONE	9.30.96
ANGULAR	$\pm 1^\circ$			LN	SCALE 2X
				DWG NO.	108



- NOTE:
1. BASE:
MAT'L: PBT, BLACK UL 94V-0.
2. CONTACT:
MAT'L: .012 [0.30] THK STAINLESS STEEL.
FINISH: TIN NICKEL PLATE.

DATE	DESCRIPTION	REV.
3.11.03	CHANGE AS PER ECN 03-023	A
6.25.10	CHANGE AS PER ECN 10-49	B
2.13.20	CHANGE AS PER ECN 20-011 C1 WAS .038 [0.97] $\pm .003$ [± 0.07]	C
5.19.20	CHANGE AS PER ECN 20-047	D

KEYSTONE ELECTRONICS CORP.

www.keystone.com • NEW HYDE PARK, NY 11040 • Tel (516) 328-7500

PART NAME

PC BATTERY HOLDER, 2/3A

MATERIAL

AS NOTED

FINISH

AS NOTED

TOLERANCES	INCH	[MM]	CODE	DRN BY	DATE
DECIMAL	$\pm .010$	[± 0.25]	C	BOONE	9.30.96
ANGULAR	$\pm 1^\circ$			LN	SCALE 2X
UNLESS OTHERWISE SPECIFIED				DWG NO.	1029

THIS DOCUMENT IS THE PROPERTY OF
KEYSTONE ELECTRONICS CORP. AND
SHALL NOT BE REPRODUCED, DISTRIBUTED
OR USED AS A BASIS FOR MANUFACTURE
WITHOUT PRIOR WRITTEN PERMISSION
FROM KEYSTONE ELECTRONICS CORP.